



Diabetes Management: Continuous Glucose Monitoring System, Technology, Mechanisms, And Future

Somashekharayya Hiremath

Senior Research and Development Engineer, Medical Devices, USA

ABSTRACT

Diabetes management has grown significantly in the past few years thanks to Continuous Glucose Monitoring (CGM) devices. CGMs are clever devices that track glucose levels in real-time, providing profound observations that help track information related to diabetes, which was not possible before. Unlike traditional fingerstick tests, continuous monitoring systems use small, minimally invasive sensors to measure glucose levels under the skin, giving both patients and healthcare providers a transparent picture of how glucose changes throughout the day. The paper explores how CGM systems work, including their sensor design, the algorithms used to process the data collected from sensors, and the integration of sensors with insulin delivery systems. The paper also covers recent advancements that make CGMs more user-friendly and efficient. However, every system has challenges like cost, accessibility, and data privacy, and these still need to be addressed to make CGMs widely available. By exploring the technology behind the continuous monitoring systems, this paper highlights their powerful impact on diabetes management and CGMs' potential use in the future. The advancements in glucose monitoring systems would include non-invasive glucose monitoring and artificial intelligence to help people make more informed decisions about their health. CGMs are designed to fit into people's lives effortlessly. With intuitive interfaces and easy integration with other devices, they are making diabetes management not just more effective but also more accessible and convenient for every individual.

ARTICLE HISTORY

Received April 03 2023
Accepted April 10,2023
Published April 17,2023

KEYWORDS

Continuous Glucose Monitoring, CGM, Diabetes Management, Glucose Sensors, Interstitial Glucose Monitoring, Real-time Glucose Monitoring, Sensor Technology, CGM Mechanisms, Insulin Delivery Systems, Wearable Medical Devices, Artificial Intelligence in CGM, Personalized Diabetes Care, Non-invasive Glucose Monitoring, Data Processing in CGM, Diabetes Technology, CGM Accuracy, CGM Reliability.

Introduction

Diabetes is a chronic condition and can be described as an inability to control blood glucose levels effectively. In order to control diabetes, blood glucose levels have to be frequently checked to prevent major issues, including hypoglycemia, hyperglycemia, and long-term heart and brain damage. Conventional glucose monitoring methods, such as fingerstick blood tests, only provide quick snapshots of blood glucose levels and usually miss significant changes. Continuous Glucose Monitoring (CGM) systems offer dynamic, real-time insights into glucose levels and patterns that play a crucial role in preventing long-term complications.

Continuous Glucose Monitoring (CGM) devices have changed the way people with diabetes live by offering useful data and real-time glucose level monitoring. CGM systems continuously measure interstitial glucose levels using minutely intrusive sensors to provide a dynamic aspect of glucose trends and patterns. Monitoring devices send alerts to users when blood sugar levels are elevated or decreased and enable more accurate diabetic care and timely interventions, marking a significant advancement in diabetes management.

The study delves into the basic technologies and mechanics of CGM systems, including sensor design, data processing power, and their interaction with insulin delivery devices. Understanding technical ideas and advancements that underlie CGM systems not

only sheds light on how they are transforming diabetic treatment but also opens the potential for more patient-specific medical innovation in the future.

Main Body

Technological Foundations of CGM Systems

A Continuous Glucose Monitoring (CGM) system consists of three major components: a sensor, a transmitter, and a receiver. The sensor, which is inserted beneath the skin, typically on the abdomen or arm, measures the glucose levels in the interstitial fluid [1,2]. The sensor collects the data and transmits collected data to the receiver via a transmitter, providing real-time glucose level readings every few minutes throughout the day and at night [3]. The glucose readings are displayed both as numerical values and as a continuous trend graph, this allows users to monitor fluctuations in glucose levels throughout the day [4]. Glucose readings are often accessed through devices designed to display the values, such as insulin pumps or specialized CGM apps on smartphones [5]. Sensors can function for up to 7 days or more before requiring replacement, depending on the model of the device [6]. Integration with insulin pumps enables the development of closed-loop systems, automating insulin delivery in response to fluctuating glucose levels, which is central to the concept of the artificial pancreas [7].

Contact: Senior Research and Development Engineer, Medical Devices, USA

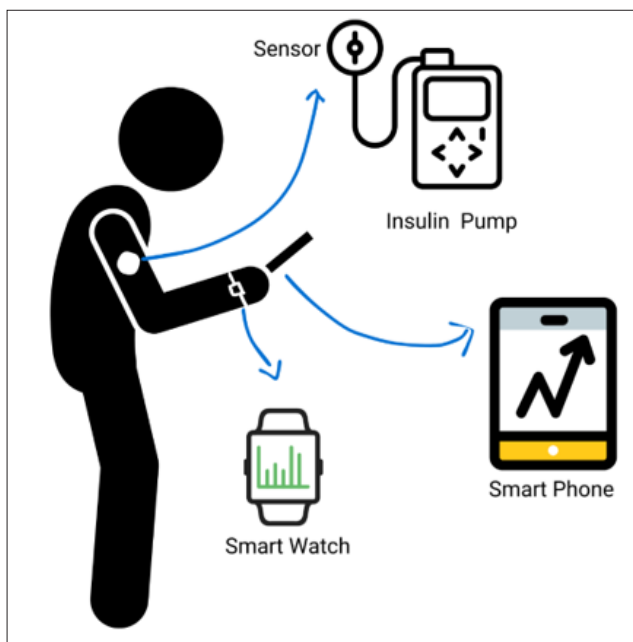


Figure 1: Continuous glucose monitor (CGM) system.

Glucose Sensors

The crucial component of the CGM system is the sensor. A sensor is usually a minimally invasive device that is placed beneath the skin to monitor the amount of glucose present in the interstitial fluid. Sensors rely on enzymes like glucose oxidase or glucose dehydrogenase and employ enzymatic electrochemical technology. By catalyzing reactions with glucose, enzymes provide an electric signal that is proportionate to the concentration of glucose. The sensor's algorithms subsequently transform the generated electric current into legible glucose levels [1].

Advanced CGM systems are investigating optical technologies, including fluorescence-based sensors, which measure glucose levels by evaluating light absorption or emission, in addition to electrochemical sensors. Advanced optical devices are still in the development stage because of accuracy and cost issues, but they are intended to provide non-invasive alternatives [2].

Transmitter Module

The transmitter is a small device that's attached to the sensor. The transmitter wirelessly transmits the sensor's unprocessed glucose data to a receiver or other device. Low-energy communication protocols, such as Bluetooth Low Energy (BLE) or near-field communication (NFC), are used by current transmitters to provide continuous data transmission and preserve battery life. Depending on the system, transmitters can operate without issue for several months and are made to be lightweight and water-resistant [3].

Receiver and User Interface

The receiver, which may be a standalone device or a smartphone app, processes and displays glucose data in real time. Most CGMs present the information in an easy-to-interpret format, including glucose trends, graphs, and alerts for hypo- or hyperglycemia. Advanced CGMs also offer predictive alerts, helping users anticipate and manage glucose fluctuations. The integration of cloud-based platforms has further enabled remote monitoring by caregivers and healthcare providers, enhancing the utility of CGM systems [4].

Calibration Mechanisms

Conventional CGM systems often require periodic calibration using blood glucose measurements from fingerstick tests to ensure accuracy. However, many newer systems, such as factory-calibrated sensors, eliminate the traditional periodic calibration step by pre-calibrating sensors during manufacturing. Modern CGM systems rely on advanced algorithms and improved sensor technology to maintain accuracy without user intervention [5].

Power and Connectivity

CGM systems are powered by small, energy-efficient batteries designed to last throughout the sensor's operational lifespan. Connectivity is achieved through wireless communication protocols, enabling seamless data transfer between the sensor, transmitter, and receiver. The integration of smartphone apps has further improved accessibility and user experience, allowing users to monitor glucose levels directly on their mobile devices [6].

Integration with Insulin Delivery Systems

One of the most significant advancements in CGM technology is its integration with insulin pumps to create automated insulin delivery systems, also known as closed-loop or artificial pancreas systems. Insulin pumps use CGM data to adjust insulin delivery in real-time, reducing the burden of diabetes management and improving glycemic control [7].

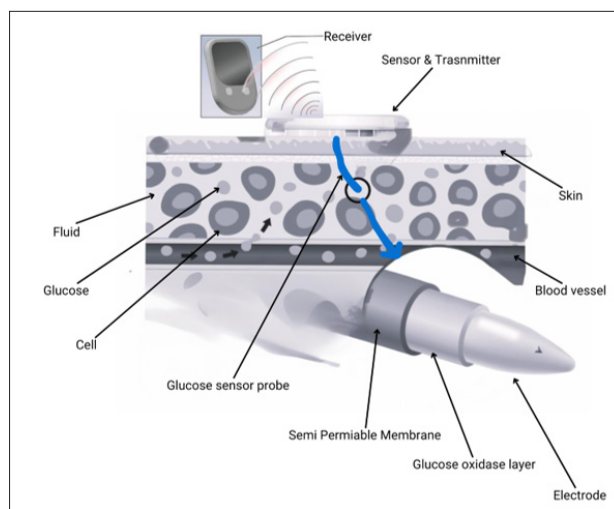


Figure 2: Continuous glucose monitor (CGM) system components.

Working Mechanism

Before the patient can view their Continuous Glucose Monitoring (CGM) data, the sensor first measures glucose levels in the interstitial fluid. Once inserted under the skin, the process works as follows:

- [1] Glucose Detection: The sensor's filament, coated with glucose-reactive enzymes, reacts with glucose in the interstitial fluid, producing a signal through an electrochemical reaction.
- [2] Signal Conversion: The signal is processed by an algorithm, which converts it into a glucose value, accounting for factors like temperature and sensor placement.
- [3] Data Transmission: The glucose value is sent wirelessly via a transmitter to a paired monitor (insulin pump, smartphone, or receiver) every 5 minutes, allowing real-time glucose tracking.

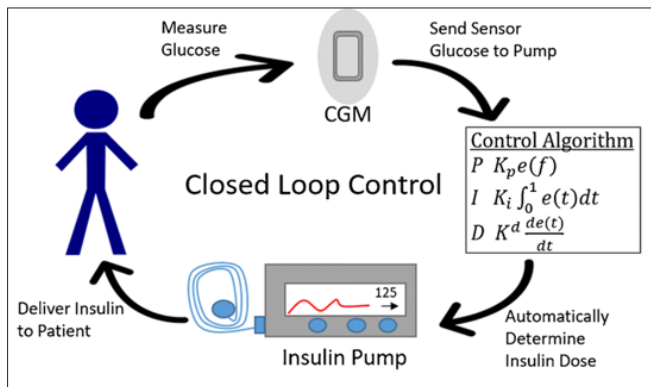


Figure 3: Continuous Glucose monitoring System working [8].

Conclusion

Continuous Glucose Monitoring (CGM) systems have revolutionized diabetes management by providing real-time, dynamic insights into glucose levels and trends. This paper has explored the foundational technologies, mechanisms, and advancements that underpin glucose monitoring systems, from sensor design and wireless connectivity to integration with insulin delivery devices. By enabling precise glucose monitoring and automated insulin adjustments, CGM systems are central to improving glycemic control and quality of life for individuals with diabetes.

Advances such as factory-calibrated sensors, enhanced accuracy, and integration with smartphones and wearable technology continue to make CGM systems more accessible and user-friendly. Future innovations, including non-invasive glucose monitoring, AI-driven predictive analytics, and improved interoperability with other medical devices, hold great promise for personalized diabetes care. However, challenges like cost, accessibility, and data security must be addressed to ensure equitable adoption and a broader impact.

In conclusion, CGM systems represent a significant leap forward in diabetes care, paving the way for innovative, user-centered solutions that empower individuals to manage their condition more effectively. With ongoing research and development, continuous glucose monitoring systems will continue to evolve, offering even greater potential for improving outcomes and enabling a higher standard of personalized, real-time healthcare.

References

- [1] GS Wilson, YHu. "Enzyme-based biosensors for in vivo measurements," Chemical Reviews. 2000; 100: 2693-2704.
- [2] Lee I, Probst D, Klonoff D, Sode K. Continuous glucose monitoring systems - Current status and future perspectives of the flagship technologies in biosensor research, Biosensors & bioelectronics. 2021; 181: 113054.
- [3] Majeed, Waseem, Hood Thabit. Closed-loop insulin delivery: current status of diabetes technologies and future prospects, Expert review of medical devices. 2018; 15: 579-590.
- [4] Marks BE, Williams KM, Sherwood JS, Putman MS. Practical aspects of diabetes technology use: Continuous glucose monitors, insulin pumps, and automated insulin delivery systems, Journal of Clinical & Translational Endocrinology. 2022; 27: 100282.
- [5] Longo RR, Joshi R. The Devil Is in the Details: Use, Limitations, and Implementation of Continuous Glucose Monitoring in the Inpatient Setting, Diabetes spectrum : a publication of the American Diabetes Association. 2022; 35: 405-419.
- [6] Hoss U, Budiman ES. Factory-Calibrated Continuous Glucose Sensors: The Science Behind the Technology, Diabetes technology & therapeutics. 2017; 19: S44-S50.
- [7] Templer, Sophie. Closed-loop insulin delivery systems: past, present, and future directions, Frontiers in Endocrinology. 2022; 13: 919942.
- [8] GP Di Forlenza, LH Messer, C Berget, RP Wadwa, KA Driscoll. "Biopsychosocial factors associated with satisfaction and sustained use of artificial pancreas technology and its components: A call to the technology field," Current Diabetes Reports. 2018; 18: 11.